


Domus 4

Exceptional comfort with advanced digital control for pressure redistribution system

Experience unparalleled comfort with Domus 4, our advanced air mattress equipped with a digital control panel. This cutting-edge design provides precise control over air levels, delivering consistent support to prevent bottoming out, and ensure coccyx pressure relief even while seated. Additionally, the function offers a stable surface for caregivers to perform tasks easily, enhancing overall functionality and convenience.


Domus 4 ensures a tailored sleep experience, enhancing immersion and envelopment for a soothing sleep environment. Plus, the mattress operates quietly, minimizing disturbance and contributing to overall satisfaction. ¹



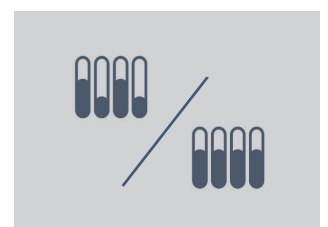
Microclimate Management
Micro low air loss effectively wicks away moisture from the surface, leading to a more comfortable experience.



Protect Vulnerable Heels
The individual air cell can be easily removed achieve zero pressure, preventing heel pressure injuries.



Prevent Bottoming Out while Sitting
Seat Inflate Mode manually manages the inflation of the air cells to improve stability and comfort during sitting.




Therapy Modes to Meet Diverse Needs
Provide Static mode for enhanced patient immersion, Alternate mode for allowing pressure redistribution, and Max Firm mode for nursing procedures.

Domus 4

Personalized comfort and pressure injury prevention at your fingertips



CPR Knob
Quickly deflate the mattress for emergencies.



Decreases the Risks of Infection.
The top cover is made with welded seams (high frequency induction hardening ®) to avoid fluid ingestion.



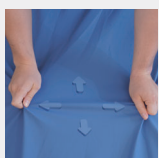
Special Design of Air Cells
Cell-on-cell design for continuous pressure support, even during power failures.



Storage Strap
Side buckle under the base cover can be used to store rolled mattress very easily.




Quick Connector with Cap
Mattress can be transformed from a powered support surface to a sealed static air mattress for transportation need.




4 Way Stretch Top Cover
Offering low shear, low friction, vapor permeability, and moisture protection, coupled with optimal immersion and envelopment.



Cable Management
Five loops on the side of mattress for managing cable to avoid tripping hazard.



Prioritize Patient Safety
Visual and audible signals are used to alert caregivers in case of any failure.

Specifications		Domus 4				
Pump		Dimension	29 x 18.5 x 12.6 cm (11.4 x 7.3 x 5 in)			
		Weight	2.3 kg (5.1 lb)			
		Case Material	Fire Retardant ABS			
		Supply voltage	220 - 240 V / 50 - 60 Hz			
		Therapy mode	Max firm / Alternate / Static / Seat inflate			
		Noise Level	< 30dB			
Mattress		Dimension	Cells	Length	Width	Height
			17-20	200cm (78.7 in)	85-90cm (33.5-35.4 in)	12.7-20.3cm (5-8 in)
		Type	5" + 3" foam or 8" Replacement			
		Weight	5.6 - 6.9 kg (12.3 - 15.2 lb)			
		Top cover material	Nylon / PU, Poly / PU			
		Cell material	Nylon / TPU			
		Maximum patient weight	180 - 250 kg (396 - 550 lb)			

Pump: water resistant standards (IP21); Mattress: flame retardant standards (EN597-1, EN597-2), RoHS, WEEE

